



पैथोलॉजी विभाग
छत्तीसगढ़ आयुर्विज्ञान संस्थान, (सिम्स) बिलासपुर (छ0ग0) 495001
Phone 07752-230030 Fax- 07752-224200 Email- pathologycims8@gmail.com

क्र. 1233 / पैथो. / सिम्स / 2024

बिलासपुर, दिनांक 08/09/2024

प्रति,

अधिष्ठाता
सिम्स, बिलासपुर
(छत्तीसगढ़)

1176401
18/09/24

विषय : 31 जुलाई 2024 की स्थिति में बैच 2022-23 के छात्र/छात्राओं के उपस्थिति के संबंध में।

महोदय,

उपरोक्त विषयांतर्गत लेख है कि पैथोलॉजी विभाग में 31 जुलाई 2024 तक बैच 2022-23 के छात्र/छात्राओं के उपस्थिति की जानकारी संलग्न कर आपकी ओर आवश्यक कार्यवाही एवं सूचनार्थ प्रेषित है।

संलग्न- उपरोक्तानुसार 16 पृष्ठ।

S: cell
12/09/24

15/9/24
संचालक प्राध्यापक एवं विभागाध्यक्ष
पैथोलॉजी विभाग, सिम्स
बिलासपुर (छत्तीसगढ़)

upload in the website of college

S: cell
18/9/2024

Department of Pathology
Charitgarh Institute Of Medical Sciences (CIMS), Bilaspur (C.G.)

ACADEMIC ATTENDANCE (Batch Year - 2022-23)

Attendance Till 31.07.2024

S.No.	Student Name	Practical Attendance (Total Classes - 31)	Extra (Practical) (Total Classes - 0)	Total Practical Class Attendance (Total Classes - 31)	Theory Attendance (Total Classes - 77)	Extra Classes (Theory) (Total Classes - 8)	Total Theory (Class Attendance (Total Classes - 85)	Attendance Percentage		Remark	Student Signature
								Theory Class %	Practical Class %		
1	Aaditya Vikram Sharma	17		17	35	5	40	47%	55%		Aaditya
2	Aashutosh	22		22	53	7	60	71%	71%		Aashutosh
3	Aashu Singh	24		24	53	8	61	72%	77%		Aashu
4	Aayush Jitendra	24		24	43	8	51	50%	77%		Aayush
5	Achhant Thapar	21		21	49	7	56	66%	68%		Achhant
6	Achhishhek Agrawal	19		19	56	7	63	74%	61%		Achhishhek
7	Achyutkaly Swarny	23		23	56	8	64	75%	74%		Achyutkaly
8	Achya Parag	19		19	47	8	55	65%	61%		Achya
9	Aadhye Sahai	11		11	39	8	47	55%	35%		Aadhye
10	Aakrshita Kujur	23		23	51	8	59	69%	74%	REVISED (Practical)	Aakrshita
11	Aarun Patel	27		27	39	5	45	53%	68%		Aarun
12	Aarav Parth	23		23	59	8	67	76%	74%		Aarav
13	Aarav Purand	21		21	36	5	42	49%	63%		Aarav
14	Aman Singh	26		26	61	5	66	81%	84%		Aman

Department of Pathology
Chhattisgarh Institute Of Medical Sciences (CIMS), Bilaspur (C.G.)

ACADEMIC ATTENDANCE (Batch Year - 2022-23)

Attendance Till 31.07.2024

S.No.	Student Name	Practical Attendance (Total Classes - 31)	Extra Classes (Practical) (Total Classes - 0)	Total Practical Class Attendance (Total Classes - 31)	Theory Attendance (Total Classes - 77)	Extra Classes (Theory) (Total Classes - 8)	Total Theory Class Attendance (Total Classes - 85)	Attendance Percentage		Remark	Student Signature
								Theory Classes %	Practical Classes %		
15	Amit Kr Sahu	22		22	57	7	64	75%	71%	REVISED (Theory)	
16	Amitosh Gupta	19		19	47	8	55	65%	61%		
17	Ananya Singh	25		25	56	8	64	75%	81%		
18	Anish Nirala	20		20	44	8	52	61%	65%		
19	Anjali Panwar	27		27	58	6	64	75%	87%		
20	Ankit Yadav	24		24	55	8	63	74%	77%		
21	Ankita Agrawal	21		21	53	8	61	72%	68%		
22	Ankita Bhojwani	22		22	52	8	60	71%	71%		
23	Ankita Meena	27		27	59	8	67	79%	87%		
24	Ankita Verma	27		27	56	8	64	75%	87%		
25	Anmol Gupta	23		23	46	8	54	64%	74%		
26	Anmol Mandhani	24		24	54	8	62	73%	77%		
27	Arshita Sharma	23		23	55	8	63	74%	74%		
28	Arubhav Sarkhel	19		19	42	7	49	58%	61%		

Department of Pathology
Chhattisgarh Institute Of Medical Sciences (CIMS), Bilaspur (C.G.)

ACADEMIC ATTENDANCE (Batch Year - 2022-23)

Page No. 1 Attendance Till 31.07.2024

S.No.	Student Name	Practical Attendance (Total Classes - 31)	Extra Classes (Practical) (Total Classes - 0)	Total Practical Class Attendance (Total Classes - 31)	Theory Attendance (Total Classes - 77)	Extra Classes (Theory) (Total Classes - 8)	Total Theory Class Attendance (Total Classes - 85)	Attendance Percentage		Remark	Student Signature
								Theory Classes %	Practical Classes %		
29	Aradhna Kanwar	26		26	59	7	66	78%	84%		
30	Arpit Shrivastava	25		25	57	8	65	76%	81%		
31	Aryan Barwa	23		23	56	8	64	75%	74%		
22	Aryan Kerketta	20		20	50	8	58	68%	65%		
33	Ayanshu Kumar Gupta	25		25	58	8	66	78%	81%		
34	Ayush Kumar Jhehiya	25		25	52	8	60	71%	81%		
35	Bhawna Kumawat	22		22	40	8	48	56%	71%		
36	Bhumnika Bharati	20		20	39	8	47	55%	65%		
37	Brijesh Sao	23		23	46	8	54	64%	74%		
38	Chanchal Sarkar	23		23	51	5	59	69%	74%		
39	Chandan Dewangan	25		25	53	8	66	78%	81%		
40	Chetan Raj	25		25	50	6	56	66%	81%		
41	Daksh Prajapati	23		23	45	8	53	62%	74%		
42	Deep Maltra	23		23	53	8	61	72%	74%		

Department of Pathology
Chhatishgarh Institute Of Medical Sciences (CIMS), Bilaspur (C.G.)

ACADEMIC ATTENDANCE (Batch Year - 2022-23)

Attendance Till 31.07.2024

S.No.	Student Name	Practical Attendance (Total Classes - 31)	Extra Classes (Practical) (Total Classes - 0)	Total Practical Class Attendance (Total Classes - 31)	Theory Attendance (Total Classes - 77)	Extra Classes (Theory) (Total Classes - 8)	Total Theory Class Attendance (Total Classes - 85)	Attendance Percentage		Remark	Student Signature
								Theory Classes %	Practical Classes %		
43	Deepesh Mohawar	24		24	55	7	62	73%	77%		<i>Deepesh</i>
44	Deepshikha Patel	27		27	52	8	60	71%	87%		<i>Deepshikha</i>
45	Deepthi Patel	19		19	50	6	56	66%	61%		<i>Deepthi</i>
46	Divyanshi Jaiswal	26		26	55	7	62	73%	84%		<i>Divyanshi</i>
47	Divakar Singh	21		21	57	8	65	73%	68%		<i>Divakar</i>
48	Riza Banjara	25		25	56	8	64	75%	81%		<i>Riza</i>
49	Gagan Deep Singh Chhobra	18		18	33	7	40	47%	58%	CP #1116 / 55 / 2023 SIRSI / 23 / 13 / 2024 दिनांक 13 / 08 / 2024	<i>Gagan</i>
50	Gagan Kumar Verma	22		22	50	8	58	68%	71%		<i>Gagan</i>
51	Gayatri Suryawanshi	18		18	34	8	42	49%	53%		<i>Gayatri</i>
52	Ghanshyam Kurey	23		23	53	8	61	72%	74%		<i>Ghanshyam</i>
53	Girish Sahu	25		25	52	8	60	71%	81%		<i>Girish</i>
54	Girish Suskiya	24		24	40	8	57	67%	77%		<i>Girish</i>
55	Gopol Singh	19		19	45	8	53	62%	61%		<i>Gopin</i>



Department of Pathology
Chhattisgarh Institute Of Medical Sciences (CIMS), Bilaspur (C.G.)

ACADEMIC ATTENDANCE (Batch Year - 2022-23)

Attendance Till 31.07.2024

S.No.	Student Name	Practical Attendance (Total Classes - 31)	Extra Classes (Practical) (Total Classes - 0)	Total Practical Class Attendance (Total Classes - 31)	Theory Attendance (Total Classes - 77)	Extra Classes (Theory) (Total Classes - 8)	Total Theory Class Attendance (Total Classes - 85)	Attendance Percentage		Remark	Student Signature
								Theory Classes %	Practical Classes %		
56	Gyan Chand	22		22	56	7	63	74%	71%		
57	Hardeep Chandrasen	17		17	29	8	37	44%	55%		
58	Harshita Bojoi	26		26	57	8	65	76%	84%		
59	Harshita Gupta	24		24	55	8	63	74%	77%		
60	Heena Singh Thakur	24		24	56	8	64	75%	77%		
61	Himanshu Kesharwani	23		23	51	8	59	69%	74%		
62	Hritvik Karmje	24		24	51	8	59	69%	77%		
63	Isha Ware	26		26	51	8	59	69%	84%		
64	Ishita Singh	26		26	54	7	61	72%	84%		
65	Janvi Patel	25		25	60	7	67	79%	81%		
66	Jayant Choudbey	24		24	60	8	68	80%	77%		
67	Jyotik Salarn	25		25	56	8	64	75%	81%		
68	Kalish Dore	25		25	61	7	68	80%	81%		
69	Kalpana Bhuskar	25		25	57	8	65	76%	81%		

Department of Pathology
Chhattisgarh Institute Of Medical Sciences (CIMS), Bilaspur (C.G.)

ACADEMIC ATTENDANCE (Batch Year - 2022-23)

Attendance Till 31.07.2024

S.No.	Student Name	Practical Attendance (Total Classes - 31)	Extra Classes (Practical) (Total Classes - 0)	Total Practical Class Attendance (Total Classes - 31)	Theory Attendance (Total Classes - 77)	Extra Classes (Theory) (Total Classes - 8)	Total Theory Class Attendance (Total Classes - 85)	Attendance Percentage		Remark	Student Signature
								Theory Classes %	Practical Classes %		
70	Kashish Sahu	23		23	59	7	66	78%	74%	REVISED (Theory)	
71	Kashish Tilante	23		23	44	8	52	61%	74%		
72	Kashyap Ajay Pradeep	22		22	53	7	60	71%	71%		
73	Kavya Pandey	25		25	57	7	64	75%	81%		
74	Khushboo	22		22	44	8	52	61%	71%	REVISED (Theory)	
75	Khyati Chandra Gm	20		20	44	7	51	60%	65%		
76	Kinshuk Mishra	21		21	49	8	57	67%	68%		
77	Komal Patel	23		23	60	9	68	80%	74%		
78	Krishika Gupta	27		27	59	8	67	79%	87%		
79	Kuldeep Tandon	22		22	54	8	62	73%	71%		
80	Kunal Gupta	22		22	47	8	55	63%	71%		
81	Kurelia Akshita	25		25	58	7	65	76%	81%		
82	Kusum Walde	16		16	33	5	38	45%	52%	on medicine	
83	Lalima Tekam	26		26	56	8	64	75%	84%		

Department of Pathology
Chhattisgarh Institute Of Medical Sciences (CIMS), Bilaspur (C.G.)

ACADEMIC ATTENDANCE (Batch Year - 2022-23)















Attendance Till 31.07.2024

S.No.	Student Name	Practical Attendance (Total Classes - 31)	Extra Classes (Practical) (Total Classes - 0)	Total Practical Class Attendance (Total Classes - 31)	Theory Attendance (Total Classes - 77)	Extra Classes (Theory) (Total Classes - 8)	Total Theory Class Attendance (Total Classes - 85)	Attendance Percentage		Remark	Student Signature
								Theory Classes %	Practical Classes %		
84	Lisha Patel	24		24	57	8	65	76%	77%		Lisha
85	Malika Nayak	24		24	54	8	62	73%	77%		Malika
86	Mansi Tharani	26		26	60	7	67	79%	84%		Mansi
87	Mansi Tiwari	26		26	54	8	62	73%	84%		Mansi
88	Manvi Bohra	25		25	40	7	47	55%	81%		Manvi
89	Iveemansha Mandavi	24		24	57	8	65	75%	77%		Iveemansha
90	Mohammed Imroni Khan	24		24	54	8	62	73%	77%		Imroni
91	Mohit Lal Sahu	22		22	41	5	46	54%	71%		Mohit
92	Mugdha Sultania	17		17	41	7	48	55%	55%		Mugdha
93	Neejam Reini Gupta	24		24	57	8	65	76%	77%		Neejam
94	Nireeti Patel	25		25	60	8	68	81%	91%		Nireeti
95	Neha Behra	25		25	59	8	67	79%	81%		Neha
96	Nikhil Rapsawali	22		22	54	8	62	73%	71%		Nikhil
97	Nikita Kujur	25		25	58	8	66	78%	81%		Nikita

Department of Pathology
Chhattisgarh Institute Of Medical Sciences (CIMS), Bilaspur (C.G.)

ACADEMIC ATTENDANCE (Batch Year - 2022-23)

Attendance Till 31.07.2024

S.No.	Student Name	Practical Attendance (Total Classes - 31)	Extra Classes (Practical) (Total Classes - 0)	Total Practical Class Attendance (Total Classes - 31)	Theory Attendance (Total Classes - 77)	Extra Classes (Theory) (Total Classes - 8)	Total Theory Class Attendance (Total Classes - 85)	Attendance Percentage		Remark	Student Signature
								Theory Classes %	Practical Classes %		
98	Nilesh Prodhnan	22		22	55	8	63	74%	71%		
99	Nilofer	25		25	51	8	59	69%	81%		
100	Nitesh Kumar	24		24	61	7	68	80%	77%		
101	Nitish Jafri	24		24	59	8	67	79%	77%		
102	Nupur Vijay Chouhan	27		27	50	8	58	68%	87%		
103	Omkar Pratap Singh	21		21	46	7	53	62%	68%	REVISED (Theory & Practical)	
104	Pankaj Chandrakanshi	23		23	44	8	52	61%	74%	REVISED (Practical)	
105	Payal Gupta	24		24	53	8	61	72%	77%	1	
106	Peeyush Soni	23		23	51	8	59	69%	74%	REVISED (Practical)	
107	Piyush sehu	20		20	50	8	58	68%	65%	REVISED (Practical)	
108	Poonam Gajbhiya	24		24	54	8	62	72%	77%	REVISED (Practical)	
109	Poojya Sachin	25		25	61	8	69	81%	81%	REVISED (Practical)	
110	Poojvi Dewangan	22		22	51	8	59	69%	71%	REVISED (Practical)	
111	Pratik Agrawal	25		25	55	8	63	74%	81%	REVISED (Practical)	

Department of Pathology
Chhattisgarh Institute Of Medical Sciences (CIMS), Bilaspur (C.G.)

ACADEMIC ATTENDANCE (Batch Year - 2022-23)

Attendance Till 31.07.2024

S.No.	Student Name	Practical Attendance (Total Classes - 31)	Extra Classes (Practical) (Total Classes - 0)	Total Practical Class Attendance (Total Classes - 31)	Theory Attendance (Total Classes - 77)	Extra Classes (Theory) (Total Classes - 8)	Total Theory Class Attendance (Total Classes - 85)	Attendance Percentage		Remark	Student Signature
								Theory Classes %	Practical Classes %		
112	Prerana Verma	25		25	54	8	62	73%	81%	REVISED (Practical)	
113	Priyanka Schu	25		25	52	8	60	71%	81%	REVISED (Practical)	
114	Priyanshu Dewangan	25		25	60	8	68	80%	81%	REVISED	
115	Priyanshu Kanwar	24		24	53	8	61	72%	77%	REVISED (Practical)	
116	Puneet Bishnoi	24		24	60	8	68	80%	77%	REVISED (Practical)	
117	Rohit Singh	25		25	56	7	63	74%	71%	REVISED (Practical)	
118	Rajesh Kumar Rajput	20		20	47	8	55	65%	65%	REVISED (Practical)	
119	Rajesh Kumar Kanwar	15		15	31	7	38	45%	48%	संशोधन अनुसंधान की वरिष्ठ श्रेणी / 55 / 5171 प्राथमिक / रिपट / 23 विभाग दिनांक 13 / 08 / 2024 REVISED (Practical)	
120	Rashid Roza Khan	24		24	51	7	58	65%	77%	REVISED (Practical)	
121	Ravi Kumar	19		19	37	7	44	52%	61%	REVISED (Practical)	
122	Ravindra Kumar	20		20	47	8	55	65%	65%	REVISED (Practical)	

Department of Pathology
Chhattisgarh Institute Of Medical Sciences (CIMS), Bilaspur (C.G.)

ACADEMIC ATTENDANCE (Batch Year - 2022-23)

Final Attendance Till 31.07.2024

S.No.	Student Name	Practical Attendance (Total Classes - 31)	Extra Classes (Practical) (Total Classes - 0)	Total Practical Class Attendance (Total Classes - 31)	Theory Attendance (Total Classes - 77)	Extra Classes (Theory) (Total Classes - 8)	Total Theory Class Attendance (Total Classes - 85)	Attendance Percentage		Remark	Student Signature
								Theory (%)	Practical (%)		
123	Ritesh Dewangan	26		26	55	7	62	73%	84%	REVISED (Practical)	
124	Ritika Dewangan	21		21	46	8	54	64%	68%	REVISED (Practical)	
125	Ritika Nayak	19		19	42	5	47	55%	61%		
126	Fohan Tondan	22		22	49	8	57	67%	71%		
127	Roshani Agrawal	27		27	58	8	66	78%	87%		
128	Rudraksh Kushwaha	23		23	57	8	65	76%	74%		
129	Rupali Thakur	25		25	56	8	64	75%	81%		
130	Rupesh Patel	24		24	52	3	60	71%	77%		
131	Sahil Ahmed	26		26	56	7	63	74%	84%	REVISED (Practical)	
132	Sakar Shrivastava	25		25	57	3	65	76%	81%		
133	Sakshi Agrawal	25		25	57	6	63	74%	81%		
134	Sakshi Gupta	26		26	52	8	60	71%	84%		
135	Sakshi Meshram	25		25	57	3	65	76%	81%		
136	Sankalp Singh	26		26	56	8	64	75%	84%		

Department of Pathology
Chhattisgarh Institute Of Medical Sciences (CIMS), Bilaspur (C.G.)

ACADEMIC ATTENDANCE (Batch Year - 2022-23)

Attendance Till 31/07/2024

S.No.	Student Name	Practical Attendance (Total Classes - 31)	Extra Classes (Practical) (Total Classes -0)	Total Practical Class Attendance (Total Classes - 31)	Theory Attendance (Total Classes -77)	Extra Classes (Theory) (Total Classes -8)	Total Theory Class Attendance (Total Classes -85)	Attendance Percentage		Remark	Student Signature
								Theory Classes %	Practical Classes %		
137	Sanskar Pandey	23		23	58	8	66	78%	74%		<i>Pandey</i>
138	Sanskriti Gupta	24		24	55	8	63	74%	77%		<i>Gupta</i>
139	Sarthak Doda Deore	13		13	38	8	46	54%	42%	उप. जाति / 55 / 103 शुभा / विभा / 22 विभाग दिनांक 13 / 03 / 2024	<i>Sarthak</i>
140	Shaily Dhruv	25		25	60	8	68	80%	81%		<i>Dhruv</i>
141	Shambhavi Chandrakar	26		26	62	8	70	82%	84%		<i>Shambhavi</i>
142	Shekh Nahid Qurishi	27		27	60	7	67	79%	87%		<i>Nahid</i>
143	Shivam Baghel	22		22	61	7	68	80%	71%		<i>Baghel</i>
144	Shivam Kumar Mishra	26		26	59	8	67	79%	84%		<i>Mishra</i>
145	Shiwani Dewangan	25		25	58	8	66	78%	81%		<i>Dewangan</i>
146	Shreya Aich	24		24	61	8	69	81%	77%		<i>Shreya</i>
147	Shrisiti Sori	23		23	56	7	63	74%	74%		<i>Sori</i>
148	Shriyanshu Thakur	11		11	45	8	53	62%	35%		<i>Thakur</i>
149	Shruiti Goppl	26		26	56	8	64	75%	84%		<i>Goppl</i>

Department of Pathology
Chhattisgarh Institute Of Medical Sciences (CIMS), Bilaspur (C.G.)

ACADEMIC ATTENDANCE (Batch Year - 2022-23)

Attendance Till 31.07.2024

S.No	Student Name	Practical Attendance (Total Classes - 31)	Extra Classes (Practical) (Total Classes - 0)	Total Practical (Class Attendance (Total Classes - 31)	Theory Attendance (Total Classes - 77)	Extra Classes (Theory) (Total Classes - 8)	Total Theory (Class Attendance (Total Classes - 85)	Attendance Percentage		Remark	Student Signature
								Theory Classes %	Practical Classes %		
150	Shruti KUSHWAHA	24		24	53	8	61	72%	77%		<i>Shruti</i>
151	Shruti Raut	24		24	61	8	69	81%	77%		<i>Shruti</i>
152	Shweta Karwar	24		24	54	8	62	73%	77%		<i>Shweta</i>
153	Sivagreen Rynjoh	27		27	57	8	65	76%	87%		<i>S. Rynjoh</i>
154	Sirron singh	1		1	1	0	1	1%	3%	not attending	
155	Smita Gupta	26		26	58	8	66	78%	84%		<i>Smita</i>
156	Sudesh Pakod	24		24	56	8	64	75%	77%		<i>Sudesh</i>
157	Sujal kowasi	22		22	43	7	50	59%	71%		<i>Sujal</i>
158	Suman Thakur	25		25	54	8	62	73%	81%		<i>Suman</i>
159	Sumit Mishra	18		18	53	6	59	69%	58%		<i>Sumit</i>
160	Sunita Singh	27		27	60	3	68	80%	87%		<i>Sunita</i>
161	Suraj Khunta	27		27	50	7	57	67%	87%		<i>Suraj</i>
162	Surbhi Jain	25		25	61	8	69	81%	81%		<i>Surbhi</i>
163	Suyash Agrawal	20		20	55	7	62	73%	65%		<i>Suyash</i>

Department of Pathology
Chhatishgarh Institute Of Medical Sciences (CIMS), Bilaspur (C.G.)

ACADEMIC ATTENDANCE (Batch Year - 2022-23)

Attendance Till 31.07.2024

S.No.	Student Name	Practical Attendance (Total Classes - 31)	Extra Classes (Practical) (Total Classes - 0)	Total Practical Class Attendance (Total Classes - 31)	Theory Attendance (Total Classes - 77)	Extra Classes (Theory) (Total Classes - 8)	Total Theory Class Attendance (Total Classes - 85)	Attendance Percentage		Remark	Student Signature
								Theory Classes %	Practical Classes %		
164	Sweta Singh	25		25	63	7	70	82%	81%		Sweta
165	Tanmay Kumar Khare	26		26	65	8	73	86%	84%		Tanmay
166	Tanvi Kashyap	27		27	61	8	69	81%	87%		Tanvi
167	Tihnuhchyanamni Pohswet	27		27	59	8	67	79%	87%		Tihnuhchyanamni
168	Tilesh Patel	26		26	62	8	70	82%	84%		Tilesh
169	Tripti Yadav	13		18	40	8	48	56%	58%		Tripti
170	Trishant Dwivedi	18		18	42	8	50	59%	58%		Trishant
171	Tulsi Kumari	25		25	51	8	59	69%	81%		Tulsi Kumari
172	Udit Patel	23		23	55	8	63	74%	74%		Udit
173	Umesh Kr Maravi	24		24	56	7	63	76%	77%		Umesh
174	Utkarsh Gupta	22		22	52	8	60	71%	71%		Utkarsh
175	Utsav Goyal	21		21	46	6	54	64%	63%		Utsav
176	Varsha Rani Chandrakar	14		14	36	7	43	51%	45%		Varsha
177	Vishal Soni	21		21	47	7	54	64%	68%		Vishal

Department of Pathology
Chhattisgarh Institute Of Medical Sciences (CIMS), Bilaspur (C.G.)

ACADEMIC ATTENDANCE (Batch Year - 2022-23)

Attendance Till 31.07.2024

S.No	Student Name	Practical Attendance (Total Classes - 31)	Extra Classes (Practical) (Total Classes - 0)	Total Practical Class Attendance (Total Classes - 31)	Theory Attendance (Total Classes - 77)	Extra Classes (Theory) (Total Classes - 8)	Total Theory Class Attendance (Total Classes - 85)	Attendance Percentage		Remark	Student Signature
								Theory Classes %	Practical Classes %		
178	Vivek Kumar	21		21	50	7	57	67%	68%		<i>Vivek Kumar</i>
179	Wiazivi Nyuthe	25		25	54	8	62	73%	81%		<i>Wiazivi Nyuthe</i>
180	Yugal Jain	26		26	60	8	68	80%	84%		<i>Yugal Jain</i>
181	Jiteshendra Teran	18		18	38	8	46	54%	58%		<i>Jiteshendra Teran</i>
182	Latima	13		13	29	8	37	44%	42%		<i>Latima</i>
183	Lokesh Ahuja	2		2	1	0	1	1%	6%		<i>Lokesh Ahuja</i>
184	Madhv Usare	12		12	26	8	34	40%	39%	सर्वोपरि उपरोक्त का पत्र अभिलेख / 55 / 03 दिनांक 13 / 03 / 2024	<i>Madhv Usare</i>
185	Manoj Singh	5		5	16	8	24	28%	16%		<i>Manoj Singh</i>
186	Meyank Jagat	16		16	32	7	39	46%	52%		<i>Meyank Jagat</i>
187	Nimesh Kumar Bhardwaj	25		25	59	6	67	75%	81%		<i>Nimesh Kumar Bhardwaj</i>
188	Palak Sharma	10		10	26	8	34	40%	32%		<i>Palak Sharma</i>
189	Praveen Kumar	25		25	54	7	61	72%	81%		<i>Praveen Kumar</i>
190	Priyanka Marikan	13		13	28	8	36	42%	42%	सर्वोपरि उपरोक्त का पत्र	<i>Priyanka Marikan</i>

Department of Pathology
Chhattisgarh Institute Of Medical Sciences (CIMS), Bilaspur (C.G.)
ACADEMIC ATTENDANCE (Batch Year - 2022-23)

Attendance Till 31.07.2024


S.No.	Student Name	Practical Attendance (Total Classes - 31)	Extra Classes (Practical) (Total Classes - 4)	Total Practical Class Attendance (Total Classes - 31)	Theory Attendance (Total Classes - 77)	Extra (Classes (Theory) (Total Classes - 8)	Total Theory Class Attendance (Total Classes - 85)	Attendance Percentage		Remark	Student Signature
								Theory (%)	Practical (%)		
191	Rajkumar Paikra	9		9	27	8	35	41%	29%	30147 / 55 / 0113 30147 / 55 / 29 31/07/2024	
192	Ramchandra Barse	11		11	18	8	26	31%	35%	30147 / 55 / 03 / 2024	
193	Sanju Maravi	21		21	53	8	61	72%	68%		
194	Satyachayan Singh	26		26	51	8	69	81%	84%		
195	Saurabh Kumar	18		18	40	8	48	56%	58%	30147 / 55 / 0113 30147 / 55 / 29 31/07/2024	
196	Shesh Kumar	23		23	54	7	61	72%	74%		
197	Shivam Nagresh	25		25	54	8	62	73%	81%		
198	Shivam Singh	26		26	61	7	68	80%	84%		
199	Suraj Paikra	26		26	56	8	64	75%	84%		
200	Hrishabh Kalgotkar	0		0	1	2	3	4%	0%		
201	Harshir Raj	23		23	41	8	49	58%	74%		
202	Arnab dey Khan	4		4	32	1	33	39%	13%		


Department of Pathology
Chhattisgarh Institute Of Medical Sciences (CIMS), Bilaspur (C.G.)

ACADEMIC ATTENDANCE (Batch Year - 2022-23)

Attendance Till 31.07.2024

S.No.	Student Name	Practical Attendance (Total Classes - 31)	Extra Classes (Practical) (Total Classes -0)	Total Practical Class Attendance (Total Classes - 31)	Theory Attendance (Total Classes -77)	Extra Classes (Theory) (Total Classes -8)	Total Theory Class Attendance (Total Classes -85)	Attendance Percentage		Remark	Student Signature
								Theory Classes %	Practical Classes %		
203	Amnon Jangde	18		18	35	7	42	49%	58%		<i>Am</i>


 I/C Academic & Student Affairs
 Department of Pathology
 CIMS, Bilaspur C.G.


 Director/Professor & IOD
 Dept. of pathology
 CIMS, Bilaspur C.G.